



**PARALYMPICS
NEW ZEALAND**

ANNUAL REPORT
AND FINANCIAL STATEMENTS
2011 - 2012





Sophie Pascoe.

CONTENTS

Officers and Officials	2
Chairman's Report	3
Chief Executive's Report	4
Athletes' Report	6
High Performance Report	8
Performance Analysis Programme	11
Athlete Development Programme	12
Classification Report	13
London 2012 Paralympic Games	14
Achievements and Awards	20
International Competitions – PNZ Invested	21
Financial Report	23
Auditor's Report	24
Statement of Financial Performance	F1
Statement of Financial Position	F2
Statement of Movement in Equity	F2
Notes to the Accounts	F3
List of New Zealand Paralympians (1968 - 2012)	33
Sponsors & Partners	Back Cover

OFFICERS AND OFFICIALS

PATRON	Mr. Paul Holmes, CNZM	
BOARD	Mr. Mark Copeland (Chair) Mr. Marc Frewin Mr. Ben Lucas Dr. Selwyn Maister, QSM (co-opt 11) Mr. Duane Kale, ONZM Mr. Kagan Hindshaw Mrs. Rose-Marie Schiavuzzi (co-opt 11) Ms. Sue Foley	
ATHLETES REPRESENTATIVES	Mr. Tim Prendergast Mr. Matt Slade Mr. Tim Johnson	
STAFF AND CONTRACTORS	Mrs. Fiona Allan Mr. Dave Stewart Mr. Malcolm Humm Mr. Jason Healy Mr. Grant Sharman Mr. Hadleigh Pierson Ms. Bev Chamberlain Mrs. Marguerite Christophers Ms. Deb Shattock Mrs. Rosemary Bradshaw Ms. Emily Smith Mrs. Caroline White Dr. Ian Murphy Ms. Jacqui Kerins Mrs. Raylene Bates Mr. Clive Power (to March 2012) Mr. Brendon Cameron	Chief Executive Organisation Development Manager High Performance Director Performance Analyst High Performance Consultant Athlete Development Manager Programme Manager Classification Manager Operations Manager Administration Manager Administration Assistant Financial Manager Medical Director Medical Coordinator Programme Director, Athletics Programme Director, Swimming Programme Director, Bike
SOLICITORS	Mr. John Wiltshire, LLB and Mrs. Maria Clarke, Maria Clarke Lawyers	
AUDITORS	Hayes Knight & Company	
BANKERS	ASB Bank Ltd, Remuera, Auckland	
PHYSICAL OFFICE ADDRESS	586 Great South Road, Greenlane, Auckland, 1051	
POSTAL OFFICE ADDRESS	PO Box 99178, Newmarket, Auckland, 1149	
WEBSITE	www.paralympics.org.nz	
EMAIL	info@paralympics.org.nz	
PNZ ORDER OF MERIT MEMBERS		
Dr. N R Jefferson, OBE	Mr. J L McKie	Mr. J L H Savage, OBE
Mr. W F L Utley, OBE	Mrs. K Condon	Dr. J H Heslop, CBE
Mr. C Power	Mr. D Kale, ONZM	Mr. S Roger
Mr. P Humphreys	Mr. D Currie, CNZM	Mr. P Holmes, CNZM
Mr. R Hynds	Mr. R Courtney	Mr. C Willis
Mr B Tocker	Mr. H J Pow (deceased)	Mr. K McCormack (deceased)
Mr. G Condon, QSM (deceased)	Mr. A R Guthrey, OBE (deceased)	

CHAIRMAN'S REPORT

It is a pleasure to present on behalf of the Paralympics New Zealand (PNZ) Board the Annual Report for 2011/2012.

The PNZ Board remains absolutely committed to the development of Paralympic sport in New Zealand. Through the provision of strong governance and management, PNZ has succeeded in achieving its organisational strategic objectives for the past year.

The Organisation had a sound financial year and was able to invest into a number of sports to assist in their High Performance Programme and their Paralympic Games Campaign.

The Financial and Risk Management Committee (chaired by Board Member, Kagan Hindshaw) has ensured that appropriate policies and processes are in place and have provided assurance that robust risk management practices are in place for the organisation.

The Paralympic Games Selection Committee (chaired by Board Member, Marc Frewin) ensured that the Paralympic Games Nomination and Selection Policy was implemented professionally.

The Paralympic Games Legacy Committee (chaired by Board Member, Rose-Marie Schiavuzzi) ensured that the profile of PNZ was significantly raised during the build up to, and during, the Paralympic Games. The development of the PNZ Brand and development of the profile of Paralympic Sport remains a significant focus area for the year ahead.

Board Member, Duane Kale led a very successful Paralympic Games Campaign as Chef de Mission and the Board appreciates his leadership of the New Zealand team at the London 2012 Paralympic Games.

The outstanding performances of Paralympic Athletes have been well documented within the Annual Report and the Board joins the PNZ community in offering our congratulations to all athletes, coaches and support teams that represented New Zealand in World Championships during the 2011/2012 period and at the London 2012 Paralympic Games.

Thank you to our sponsors and supporters: Sport New Zealand, High Performance Sport New Zealand, Mitsubishi Motors New Zealand, Lion Foundation, Blue Star Group, Adecco and many other organisations and individuals for their generous support and guidance. There will be a continued focus on building upon the support we receive from existing sponsors whilst identifying and working with new partners that are aligned with our values.

The Board would like to acknowledge the PNZ management team. The team remain committed to assisting and supporting athletes and coaches to achieve their high performance goals and contribute to the ongoing success of Paralympic Sport in New Zealand.

The Board is encouraged by the continued potential of the development of Paralympic Sport in New Zealand. Through working in partnership with our Members, Sponsors and Supporters we believe that we can collectively achieve outstanding success at future Paralympic Games.

MARK COPELAND
CHAIRMAN/PRESIDENT



Mike Johnson.

CHIEF EXECUTIVE'S REPORT

As Chief Executive it is my pleasure to report on the activities and progress of Paralympics New Zealand (PNZ) for 2011/2012. This report is separated into the organisation's three areas of focus to achieving the success of its 2009 – 2012 Strategic Plan.

ORGANISATION – TO ENSURE THE ORGANISATION HAS STRONG GOVERNANCE, MANAGEMENT AND RESOURCES

I wish to acknowledge the tremendous support from the PNZ Board over the past year. The organisation has strong governance in place, with board members providing valuable input and insight, contributing from a wide array of backgrounds: legal, financial, commercial, marketing, sporting (athlete) and business.

The PNZ team have remained consistent over the past year and all team members have made an exceptional input into supporting the growth of the organisation. I wish to acknowledge the team for going above and beyond on many occasions.

PERFORMANCE – TO ENSURE NEW ZEALAND DISABLED ATHLETES ARE INSPIRED AND BEST SUPPORTED TO WIN ON THE WORLD STAGE

Paralympics New Zealand received \$1.5 million in campaign investment in 2012 and \$400,000 in Athlete Performance Enhancement Grants (PEGS) from High Performance Sport New Zealand (HPSNZ). This investment supported PNZ's high performance programme in the lead up to the London 2012 Paralympic Games.

A further \$100,000 was received from the Prime Minister via Sport NZ towards the London 2012 Paralympic Games Campaign. This investment supported PNZ's London 2012 Paralympic Games Campaign which successfully returned 17 medals for New Zealand.

STRATEGIC RELATIONSHIPS – TO ENSURE STRATEGIC RELATIONSHIPS MAXIMISE VALUE TO ALL

NATIONAL SPORTS ORGANISATIONS

The ongoing development of High Performance programmes that are fully inclusive of disabled athletes has been encouraging to witness over the past year. Rowing NZ, Equestrian Sport NZ, Yachting NZ, Canoe Federation NZ, Triathlon NZ and Snow Sports NZ have all led the High Performance Para-Programme and should be congratulated on their leadership. The integration of the High Performance Para-Programme into sports will remain a focus for PNZ over the coming year.

PARAFED ORGANISATIONS

Parafed organisations have provided opportunities for disabled athletes at the grassroots level within their respective region. With support from Sport NZ via The Halberg Trust many have developed the sports programmes offered within the regions.

SPONSORS AND SUPPORTERS

PNZ is tremendously grateful for the support over the past year from HPSNZ, Sport NZ, Mitsubishi Motors New Zealand, Blue Star Group, Lion Foundation and Adecco and looks forward to focussing on developing the sponsorship and supporters area within the coming year.

PARALYMPICS NEW ZEALAND MEMBERS

The following organisations are current Paralympics New Zealand Members. We thank all members for their support over the last year.

PRINCIPAL MEMBERS:

NATIONAL SPORTS ORGANISATIONS	PARAFED ASSOCIATIONS
Athletics New Zealand	ParaFed Auckland
Basketball New Zealand	ParaFed Canterbury
BikeNZ	ParaFed North Otago
Boccia Association of New Zealand	ParaFed Northland
Bowls New Zealand	ParaFed Otago
Equestrian Sports New Zealand	ParaFed Southland
New Zealand Shooting Federation	ParaFed Taranaki
New Zealand Wheelchair Rugby	ParaFed Wellington
New Zealand Wheelchair Tennis	ParaFed Waikato
Rowing New Zealand	
Snow Sports New Zealand	
Swimming New Zealand	
Triathlon New Zealand	
Yachting New Zealand	

AFFILIATE MEMBERS:

NATIONAL SPORTS ORGANISATIONS	PARAFED ASSOCIATIONS
New Zealand Dance Sport Association	ParaFed Manawatu
	ParaFed Bay of Plenty

FIONA ALLAN
CHIEF EXECUTIVE



Tim Prendergast.

ATHLETES' REPORT

2012 has been an amazing year in the evolution of the Paralympic movement. London is still buzzing from the amazing success of the biggest Paralympic Games ever. Full stadia, unprecedented broadcast coverage, and a record number of participants competing at new levels of performance. New Zealand's presence at the London 2012 Paralympic Games was certainly noted, and highlighted with some outstanding results.

The 2011/12 Athletes' Report will focus largely on the processes and performances of the New Zealand Paralympic team in London 2012 but also look forward at the future of Paralympic sport in New Zealand and question how we can continue to build on the successes of 2012 and learn from the challenges.

In late August, twenty-six athletes converged in the Paralympic Villages in East London, Eton and Weymouth, ready to do New Zealand proud in the seven sports they were to compete in. The Games got off to a flying start with cyclist Fiona Southern peddling to Bronze in the Individual Pursuit. This made for a great launching pad for some fantastic performances by the New Zealand team. Cycling continued to shine with Phillipa Gray and pilot Laura Thompson gaining Gold, Silver and Bronze across three events on the tandem. There were also some creditable performances by others taking part in their first Paralympic Games.

The New Zealand swim team performed with incredible distinction. Not only did Sophie Pascoe, Mary Fisher, Cameron Leslie and Daniel Sharp all bring home medals but there were also many other very good performances turned in with plenty of personal bests. Michael Johnson showed his class once again medalling in his third consecutive Paralympic Games in Shooting. A mixture of youth and experience across our other sports saw some encouraging performances in the Stadium in Athletics, at Greenwich in Equestrian and in the external venues where New Zealand had a presence at Rowing and Sailing.

For the first time in a generation the New Zealand team was completely made up of individual athletes. In line with the strictest selection criteria in New Zealand Paralympic history, and a refreshing approach to elite high performance sport, this brought about something of a fragmented team ethos prior to the Games. For those athletes involved in the Swansea holding camp it was a good chance to establish some wonderful team rapport and form a great team spirit, one that eventually came amongst the wider team when in London. While not to the detriment of performance, it was noted by some of the more senior members of the team that a little bit of that real unique bond that makes up a fantastic team ethos had slightly been clouded in this particular Games, however it was captured in glimpses no more so than in the moving farewell hosted by Ngati Ranana at the Westfield shopping centre in Stratford on the final day.

The great showing by New Zealand at the Games certainly did not happen by mistake and it is a credit to the High Performance panel in securing continued investment that the best training environment was made available to our top athletes. Many athletes attending the Paralympic Games gave positive anecdotal feedback on the effectiveness of their high performance plans and their working relationships and communications streams with Paralympics New Zealand. Of course there are always areas of improvement and development and the sense from some athletes in some of the fringe sports was that they perhaps were not getting the same quality of communication as others. It will be a real challenge going forward for the evolution of Paralympic sport in New Zealand as to where the resources of investment go. It is obviously desirable to win as many medals as possible but is it more desirable to be excelling across a wider range of sports than perhaps the three that gained medals in the 2012 campaign. The metaphorical bar is continuing to be raised as our sport evolves and we really want to make sure we keep up with the pace and continue to grow our stocks across a range of Paralympic sports.

In the United Kingdom the London 2012 Olympic and Paralympic Games really brought about some positive changes in British society. In particular the perceptions of disability and the rise to prominence of an exciting, marketable product was evidenced by the amazing ratings that host broadcaster Channel 4 received, along with the advertising revenue generated.

It was a shame that New Zealand did not receive the same bounce from the London 2012 Paralympic Games. Substandard coverage in the broadcast media was partly nullified by some fantastic reporting by New Zealand team media officer George Berry who helped to ensure we had a presence in the media during the Games, however the poor coverage has been a real embarrassment when relaying how the coverage was in New Zealand compared to how it was here in the United Kingdom where I am currently resident. It is refreshing that a small handful of our Paralympians do have a profile in the media and with initiatives such as the PNZ Speakers Group beginning, I hope this will flourish and hopefully grow so that New Zealanders are fully aware of the great athletes we have by the time the Rio 2016 Paralympic Games are upon us.

From a distance it is difficult to get a clear gauge on how we are developing our athletes. It is fantastic that some of the products of recent athlete development programs came to fruition with some of athletes, having been brought through these programmes, becoming members of the team in London 2012. However it is important that we continue to be creative and innovative in our approach to establishing the next generation of Paralympic champions. PNZ and especially

the work of Athlete Development Manager, Hadleigh Pierson, is really having an impact and it is great to see some new talent coming through.

It is important that we continue to work with organisations such as Blind Sport New Zealand to ensure that partner groups are doing their utmost to assist with their sports moving forward. It was no accident that four of our vision impaired athletes had partly come through into elite sport after being given opportunities at a younger age to compete and attend training camps for promising young vision impaired athletes. This can surely be good currency when fundraising for resources to allow opportunities like this for today's up and coming athletes from across all disability groups.

IPC ATHLETE COUNCIL

It was with disappointment that I was unable to gain election onto the IPC Athlete Council during the elections at the Games this year. I was co-opted onto the Council by Chair Bob Bulk in mid 2011 and have since attended two meetings in the United States and Switzerland. At the meetings we discussed a range of issues affecting athletes including event selection at Paralympic Games, sports specific issues that had been raised by athletes, WADA codes and have come up with several recommendations that have gone to the Governing Board of the IPC for discussion. At the heart of our last meeting was the issue around Athlete voice in National Paralympic Committees. This is quite pertinent to me. I mentioned in my last report that I had been questioned as to how I have come to be Athletes' Representative. I have not been elected, I am more


the remnant of a past Athletes Commission that was most active in the earlier part of the millennium.

My work with the IPC Athletes Council has further shifted my thinking towards the absolutely critical matter of establishing clear frames of reference and guidelines towards establishing a robust Athletes Council/Commission in New Zealand. The IPC in conjunction with the Athletes Council have set about making a how to get started kit for NPC's to use as a resource when getting started. I know from conversations at London 2012, along with the knowledge that there are a number of really passionate athletes in New Zealand, there is a real desire for more Athlete voice within PNZ. What better time than now to move on this and perhaps set a clear goal to have the Athletes Commission fully functional and operating within a clear framework of Paralympics New Zealand by Rio 2016.

My 2011/12 Athletes Report has been quite difficult to construct this year as I have had very little back from athletes across the sports. I do thank those who contributed and would see these people as potentially those with the passion to take athlete advocacy forward within the structure of Paralympics New Zealand.

It is of course always an honour to table the Athletes report as a proud New Zealander and someone that is really keen to see continued success by New Zealand athletes on the playing field but also making sure that the successes and challenges of the field are also reported in the most optimal way.

TIM PRENDERGAST
ATHLETES' REPRESENTATIVE



Sophie Pascoe.

HIGH PERFORMANCE REPORT

In November 2011, Paralympics New Zealand presented to SPARC (now known as Sport NZ) as part of the Contestable Sports Review process. This was an opportunity for PNZ to provide SPARC with an update as to how the PNZ High Performance programme was tracking towards delivering medals at the London 2012 Paralympic Games and for SPARC to review their investment.

PNZ had previously presented a plan that was underpinned by the following pillars:

- » Building a 'World Class' high performance culture
- » Sustainable pool of athletes who will win medals at Paralympic Games
- » Building a team of world class coaches and support staff
- » Accurate data collection and analysis
- » Developing performance partnerships with key individuals & organisations
- » Campaign to London 2012 Paralympic Games

The outcome of this Contestable Sports Review was that PNZ retained its investment through to December 2012 which led to the opportunity to provide athletes, coaches and sport programmes the best possible support through to London 2012 Paralympic Games.

The period of July 2011 – June 2012 saw a greater emphasis and narrowed focus on the London 2012 Paralympic Games. With a large number of athletes competing domestically and internationally, the main goal for these athletes was to achieve the sport qualification and PNZ Nomination and Selection Criteria to enable them to compete at London 2012 Paralympic Games.

For athletes the work they had put in over the past 4 years was going to determine where they would rank in the world come September 29! This, however, was not only a busy and stressful time for athletes, the life of a coach can be just as stressful and lonely and when their athlete gets on the blocks, locks into the starting gate, or puts the finger on the trigger, the result of all the planning, the programming and the technique analysis will be revealed.

By June 2012, the selection of the London 2012 Paralympic Games team was almost complete and athletes and their coaches were focusing their attention on their pre-London camp build-ups. Sport teams used a number of bases for their final preparations; many of these locations had been previously tested on number of occasions to ensure quality and safety was assured.



Fiona Southorn.

Pre-London Camps were as follows:

- » Athletics Swansea, Wales
- » Bike Montichiari, Italy
- » Equestrian Yorkshire, England
- » Rowing Nottingham, England
- » Sailing Weymouth, England
- » Shooting Swansea, Wales
- » Swimming Swansea, Wales

The selection of the London 2012 Paralympic team had an extra element of excitement. Three and a half years earlier PNZ initiated the PNZ Talent Identification Programme, Xccelerate 2 Xcellence, with the aim of finding talented young athletes, directing them into sports that were best suited to them or where opportunities existed, and supporting these athletes through coaching, equipment, prosthetics and sport science service provision with the clear intention of having these athletes progress to the standard where they would be selected and medal at the London 2012 Paralympic Games. Ten athletes were identified and supported through this talent identification initiative and were selected to compete at the London 2012 Paralympic Games. A by-product of this initiative being that many more athletes are also now on a pathway to competing for New Zealand at the Rio 2016 Paralympic Games.

It would be remiss of me not to mention the wonderful performances of our athletes at the London 2012 Paralympic Games, and the support provided through their professional coaches, medical and support services teams.

I reflect on my final words in last year's annual report *"that the PNZ High Performance programme was underpinned by everybody in the programme striving to continuously improve whether they are athletes, coaches, administration or support staff and that through the implementation of this philosophy PNZ could win more medals at Paralympic Games per capita than any other nation"*.

Seventeen medals were won by New Zealand athletes at the London 2012 Paralympic Games and New Zealand was ranked No. 1 nation for medals won per capita. This exact accolade is something we should all be very proud of.

COACHING

The 2011 – 2012 year saw PNZ actively working with HPSNZ to ensure the carding status of PNZ Coaches. The carded coach list and schedule of benefits for P & P+ coaches was signed off by HPSNZ in October 2011. PNZ applied to have eight coaches carded as either a P or P+ status.

These coaches were:

- » Brendon Cameron
- » Gary Francis
- » Jono Hailstone
- » Raylene Bares
- » Roly Crichton
- » Simon Finnel
- » Simon Mayne
- » Steve Willis

HPSNZ have provided a series of Workshops in 2012, available to PNZ P & P+ Coaches. PNZ coaches were also invited to a Performance Culture Workshop (John Edwards). The workshop aligned well with Pillar # 1 in the PNZ HP Plan - Build a World Class High Performance Culture. Other workshops delivered by HPSNZ to PNZ Coaches were Emotional Competency (Sven Hansen), and Leadership for Performance (Theo Feldbrugge).

In December 2011, HPSNZ allocated three Coach Performance Consultants to PNZ carded coaches to provide non-sport specific support to coaches, including support with development plans and PM Scholarship applications.

- » Tristan Collins PNZ Swim Coaches
- » Lyn Gunstan PNZ Athletics
- » Bruce Blair PNZ Bike

NEW APPOINTMENTS

In September 2011, PNZ appointed Beverly Chamberlain as PNZ Programme Manager. Bev's role includes leading the PNZ Shooting Programme and managing the PNZ Service Plan, PNZ PM Scholarship applications process and overseeing the PNZ Drug Free Sport programme.

Bev is not new to Paralympic Sport. She was based in Dublin, Ireland for a year from Oct 2009 - Dec 2010 working for Cycling Ireland's High Performance programme as a national coach focussing on Para-Cycling development and Elite hand-cycling. Within that role, she was responsible for performance planning, establishing development pathways and creating support structures for coaches and athletes. She managed domestic and international camps and campaigns, and worked closely with sport science providers.

MALCOLM HUMM HIGH PERFORMANCE DIRECTOR



PERFORMANCE ANALYSIS PROGRAMME

The Paralympics New Zealand (PNZ) Performance Analysis programme began in house in July 2011. The objectives of the programme have been to:

- » Develop and maintain a performance record of identified PNZ athletes
- » Conduct and maintain a GAP to Podium Analysis strategy for all PNZ carded athletes
- » Conduct and maintain a Sport Performance Shift analysis
- » Develop, implement and evaluate the Performance Matrix programme
- » Further develop the Memorandum of Understanding with the New Zealand Artificial Limb Board

The benefits of the Performance Analysis programme have enabled PNZ to make informed decisions about the likelihood of the performance targets being met and ensuring that the athletes and coaches are provided with the required resources in order to train and compete. A comprehensive results database programme enables PNZ to have on hand a results history of both New Zealand athletes and international athletes. The benefits of having such an extensive database available enabled the GAP to Podium and Sport Performance Shift analysis programmes to come to life.

The GAP to Podium and Sport Performance Shift Analysis programme enhanced the knowledge of the Sport Programme Directors and others working with PNZ's high performance athletes. Clarity was provided on where the New Zealand athlete ranked in relation to the rest of the world, and also providing a consistent reporting format on the likelihood of PNZ achieve the medal target in London. A highlight

of the programme was the data provided to support the selection of young and inexperienced athletes for the London 2012 Paralympic Games. The programme demonstrated the athletes were on a path to achieving podium success and highlighted the need for these athletes to have opportunities to compete on the international stage.

The Performance Matrix programme played a key role over the past year for many of the PNZ swimmers as the key areas of performance were identified via the programme, enabling the coaching resources to be best focused on the areas of performance that resulted in medal winning performances in London. A key success of the programme was highlighting the communication between the coach and athlete. Bridging this gap in communication enhanced the productivity of the athletes training time and resulted in podium success.

In addition to the analysis role it was identified that the relationship with key stakeholders that provided benefits to PNZ athletes was a key measure in achieving success at the London 2012 Paralympic Games. With this in mind the relationship with the New Zealand Artificial Limb Board was enhanced to a point where numerous performance prosthesis projects were project managed in house. The results of this work meant there were no performance prosthesis issues in lead up or during the London 2012 Paralympic Games, apart from those that occurred as a result of competition, and a framework has been established whereby future projects will benefit from the learnings made.

JASON HEALY
PERFORMANCE ANALYST



Danny McBride.

ATHLETE DEVELOPMENT PROGRAMME

The PNZ Athlete Development programme works in partnership with National Sports Organisations, Halberg Trust and ParaFed Associations to identify new athletes and provide a sporting pathway from grassroots participation through to medal winning performances at Paralympic Games. There are four strategic objectives:

» **Increased number of new athletes training and competing in Paralympic Sport**

Be proactive in the talent identification and recruitment of new athletes and promote competition opportunities.

» **Organisations buy into the vision of the PNZ Talent ID**

Communicate with key organisations around the opportunities in Paralympic Sport and continue to sell the vision.

» **Talent ID & Talent Transfer of athletes is evidence based through testing & tracking**

Increase the opportunities for athletes to medal at the Paralympic Games and decrease the wasted talent – right athletes to the right sports.

» **Athletes progress from Talent ID to High Performance**

Deliver an effective Athlete Development Programme.



Mary Fisher.

KEY HIGHLIGHTS FOR 2011/2012 INCLUDE:

X2X ATHLETES SELECTED FOR LONDON 2012 PARALYMPIC GAMES

In 2009, PNZ received investment from SPARC to deliver Xccelerate 2 Xcellence, a nationwide Talent Identification & Fast Track programme. PNZ is very proud that 10 Xccelerate 2 Xcellence athletes were selected in the New Zealand Team that competed in London 2012 – with Mary Fisher (swimming) and Phillipa Gray/Laura Thompson (cycling) combining to win seven medals and setting two world records.

SCOTT MARTLEW AT WORLD CHAMPIONSHIPS

19 year old kayaker, Scott Martlew, finished in 5th place in the final of the 200 metres at the Para-Canoe World Championships held in the Czech Republic in May 2012. Scott plans to continue his pursuit of the world title, with his goal of medalling at the Rio 2016 Paralympic Games foremost in his mind.

PARALYMPIC SCHOOLS

PNZ launched the Paralympic Schools Programme in June 2012. A total of 135 primary and intermediate schools signed up to be part of the programme, which was offered to schools as a tool to learn about the London 2012 Paralympic Games.

TALENT IDENTIFICATION EVENTS

The Athlete Development Manager attended a number of key events over the past 12 months, proactively identifying and recruiting talent for the future.

XCELERATE 2 XCELLENCE DEVELOPMENT TRAINING CAMPS

The PNZ Athlete Development programme has been involved in delivering two training camps over the past 12 months:

- » 2011 PNZ Swimming Development Camp – Hamilton – 14 athletes
- » 2012 PNZ Shooting Development Camp – Auckland – 11 athletes

HADLEIGH PIERSON ATHLETE DEVELOPMENT MANAGER

The past year has seen a total of 106 provisional and national

CLASSIFICATION REPORT

classifications allocated in New Zealand.

Classification was provided at the following domestic events:

Adaptive Snow Sports

NZ Adaptive Snow Sports Nationals, August 2011.

Athletics

Athletics NZ National Championships, March 2012; PNZ Nationals, November 2011.

Boccia

Boccia NZ Nationals October 2011.

Equestrian

PNZ Nationals, November 2011.

Para-cycling

PNZ Nationals, November 2011.

Swimming

PNZ Nationals, November 2011.

Table Tennis

PNZ Nationals, November 2011.

Wheelchair Rugby

Wheelchair Rugby Nationals August 2011; Wheelchair Rugby Low Pointers March 2012; Wheelchair Rugby Round 2 July 2012.

Wheelchair Basketball

Auckland Event July 2011; Auckland Men's Team training Camp November 2011; Wellington NZ Nationals September 2011; Wellington Training Camp March 2012; Auckland North Island Championships June 2012.

IPC CLASSIFICATION REVIEW REQUESTS

Two International Classification Review Requests were submitted to IPC for approval. One was successful and that athlete was reclassified to a more appropriate class.

ATHLETE DATABASE

The Classification Manager and Athlete Development Manager have developed an effective and reliable athlete database. Athlete details, sport classification classes status, place and date of classification are all recorded.

CLASSIFIER DATABASE

An effective classifier database has been developed tracking the classifier contact details, level of accreditation and areas of development required for pathway progression. A second database of classifiers expressing an interest in becoming a classifier has also been developed.

CLASSIFIER TRAINING

The following classification training opportunities were attended with successful completion by the classifiers selected to attend.

ATHLETICS

Rebecca Foulsham attended an IPC Athletics International Trainee Training Seminar Cardiff, June 2011.

EQUESTRIAN

Vicky Melville attended a FEI International Classifier Training Seminar, Lausanne, March 2012.

SWIMMING

Ruth McLaren completed the National Classifier IPC Online Classification Course and attended an IPC International Trainee Classifier re-certification course, Germany, April 2012.

TABLE TENNIS

Henry Redmond attended a National Classifier Training Seminar, Croatia, October 2011.

WHEELCHAIR BASKETBALL

Geoff Palmer attended a IWBF Zonal Classifier Training, Korea, November 2011.

CLASSIFIER INVITATIONS

WHEELCHAIR RUGBY

Sarah Edwards and Deborah Bowditch were invited to classify at the Canada Cup in Vancouver.

PARATRIATHLON

Marguerite Christophers was invited to be chief classifier for the World Paratriathlon Championships in Beijing, September 2011.

Marguerite Christophers was invited to present a workshop on Paratriathlon Classification at the World Triathlon Series Championship, Sydney, April 2012.

EDUCATION AND AWARENESS

A Classification Guide for sports media and a Resource Guide was developed outlining the basics of classification and the classification systems of the Paralympic Sports.

MARGUERITE CHRISTOPHERS CLASSIFICATION MANAGER

LONDON 2012 PARALYMPIC GAMES

For twelve days from 29 August to 9 September 2012 the city London came to a standstill and the world watched as London delivered a Paralympic Games like never seen before.

From early on in the organisation of the Paralympic Games, the London 2012 Organising Committee committed to a Games that would deliver “sport like never before”. This promise was delivered on, as 4,294 athletes from 164 nations came together and contested this magnificent event in front of full stadia and vocal crowds.

New Zealand selected a strong team of 26 athletes from across 7 sports to represent their country at the event. This number was unfortunately reduced by to the withdrawal of cyclist Jayne Parsons due to injury. The New Zealand team went on to deliver 6 gold, 7 silver and 4 bronze medals for a total haul of 17 medals. This outstanding performance placed New Zealand 21st on the medal table and in an impressive 1st place for medals per head of capita.



New Zealand Medalists.

Left to right: Daniel Sharp, Mary Fisher, Phillipa Gray, Laura Thompson, Fiona Southorn, Sophie Pascoe, Cameron Leslie. Seated: Michael Johnson.

NEW ZEALAND TEAM, LONDON 2012 PARALYMPIC GAMES

ATHLETES

Athletics	Holly Robinson, Tim Prendergast, Peter Martin.
Cycling	Christopher Ross, Fiona Southorn, Nathan Smith, Phillipa Gray & Laura Thompson (Pilot), Susan Reid, Jayne Parsons & Kylie Young (Pilot) (withdrew due to injury).
Equestrian	Anthea Gunner, Rachel Stock.
Rowing	Danny McBride.
Sailing	Tim Dempsey, Jan Apel, Paul Francis.
Shooting	Michael Johnson.
Swimming	Sophie Pascoe, Nikita Howarth, Aine Kelly-Costello, Mary Fisher, Rebecca Dubber, Daniel Sharp, Cameron Leslie, Daniel Holt.

TEAM SUPPORT STAFF

Chef de Mission	Duane Kale.
Team Manager	Ken Sowden.
High Performance Director	Malcolm Humm.
Campaign Manager	Dave Stewart.
Medical Staff	Ian Murphy, Team Doctor; Jacqui Kerins, Physiotherapist; Justin Ralph, Physiotherapist; Wendy Hilton, Sports Massage Therapist; Rod Corban, Psychologist.
Athletics	Raylene Bates, Team Manager; Steve Willis, Coach.
Cycling	Brendon Cameron, Head Coach; Jonathan Hailstone, Coach; John Rich, Coach; Simon Fimmel, Coach; Peter Alexander, Mechanic; Jordan Newlands, Mechanic.
Equestrian	Warrick Allan, Team Manager; Hayley Beresford, Coach; Jenny Affleck, Groom; Carissa Thomas, Groom.
Rowing	Norman Charlton, Coach.
Sailing	Rob Hielkema, Coach; Charles Baillie-Strong, Coach; Steve Cranch, Team Support.
Shooting	Bev Chamberlain, Team Manager; Lynda O'Cain, Loader.
Swimming	Esther Price, Team Manager; Simon Mayne, Coach; Gary Francis, Coach; Roly Crichton, Coach.

LONDON 2012 PARALYMPIC GAMES CONTINUED

RESULTS

SOPHIE PASCOE

- Gold Women's 200m Individual Medley SM10 (World Record)
- Gold Women's 100m Butterfly S10 (World Record)
- Gold Women's 100m Freestyle S10
- Silver Women's 50m Freestyle S10
- Silver Women's 100m Breaststroke S10
- Silver Women's 100m Backstroke S10

MARY FISHER

- Gold Women's 200m Individual Medley SM11 (World Record)
- Silver Women's 100m Backstroke S11
- Silver Women's 100m Freestyle S11
- Bronze Women's 50m Freestyle S11
- 4th place Women's 400m Freestyle S11

PHILLIPA GRAY & LAURA THOMPSON (PILOT)

- Gold Women's Individual B Pursuit (World Record)
- Silver Women's Road Time Trial
- Bronze Women's B Kilo

CAMERON LESLIE

- Gold Men's 150m Individual Medley SM4 (World Record)
- 5th place Men's 50m Backstroke S5
- 6th Place Men's 200m Freestyle S5

DANIEL SHARP

- Silver Men's 100m Breaststroke SB13

FIONA SOUTHERN

- Bronze Women's C5 Individual Pursuit
- 4th place Women's C5 Road Time Trial

MICHAEL JOHNSON

- Bronze R5 10m Air Rifle Standing
- 4th place R5 10m Air Rifle Prone

REBECCA DUBBER

- 5th place Women's 100m Backstroke S7
- 5th place Women's 400m Freestyle S7

PETER MARTIN

- 5th Place Men's Shot Put F52-53
- 6th place Men's Javelin F52-53

NIKITA HOWARTH

- 6th Place Women's 200M SM7

AINE KELLY-COSTELLO

- 6th Place Women's 100m Backstroke S11

DANIEL HOLT

- 4th place Men's 400m Freestyle S13

SUSAN REID

- 4th place Women's Road Time Trial H3

TIM PRENDERGAST

- 5th place Men's 800m T13
- 6th place Men's 1500m T13




Sophie Pascoe

Mary Fisher




Phillipa Gray & Laura Thompson (Pilot)



Cameron Leslie

Daniel Sharp



Fiona Southern

Mike Johnson



Opening Ceremony – Mike Johnson, flag bearer.



NEW ZEALAND TEAM (Left to right):

Back Row: George Berry, Charles Baillie Strong, Rob Hielkema, Steve Cranch, Gary Francis, Jordan Newlands, Kylie Young, Peter Alexander, Mark Harrison, Simon Mayne, Ken Sowden, Ian Murphy

Third Row: Malcolm Humm, Brendon Cameron, Phillipa Gray, Laura Thompson, Nathan Smith, Paul Francis, Bev Chamberlain, Justin Ralph, Warrick Allan, Holly Robinson, Raylene Bates, Norm Charlton, Tim Prendergast



Second Row: Fiona Allan, Jan Apel, Fiona Southorn, Nikita Howarth, Chris Ross, Jono Hailstone, Mary Fisher, Sophie Pascoe, Aine Kelly-Costello, Daniel Holt, Jacqui Kerins, Esther Price, Daniel Sharp, Cameron Leslie, Wendy Hilton
Front Row: Michael Johnson, Tim Dempsey, Sue Reid, Anthea Gunner, Peter Martin, Danny McBride, Rebecca Dubber, Duane Kale, Roly Crichton
Absent: Hayley Beresford, Simon Finnel, Lynda O'Cain, Dave Stewart, Rachel Stock, Steve Willis

ACHIEVEMENTS AND AWARDS

2011 IPC PARALYMPIC AWARDS

Sky Sport New Zealand Best broadcast category – capturing the true spirit of the Vancouver 2010 Paralympic Games

2011 HALBERG TRUST

Sophie Pascoe Disabled Sportsperson of the Year

2011 ATTITUDE AWARDS

Sophie Pascoe Sports Performer of the Year

2011 MAORI SPORTS AWARDS

Jayne Parsons Disabled Maori Sportsperson of the Year

2011 SWIMMING NEW ZEALAND

Sophie Pascoe Swimmer of the Year with a Disability

2011 SNOW SPORTS NEW ZEALAND AWARDS

Adam Hall Overall Athlete of the Year

Adam Hall Adaptive Snow Sports Athlete of the Year

2011 BIKE NEW ZEALAND

Susan Reid Volunteer Para-Cyclist of the Year

2011 AIMES AWARDS

Rebecca Dubber Emerging Talent

2011 SIR RICHARD HADLEIGH SPORT CANTERBURY AWARDS

Sophie Pascoe Canterbury Disabled Sportsperson of the Year

2011 HAURAKI THAMES COROMANDEL DISTRICT SPORTS AWARDS

Susan Reid Sportsperson of the Year

2011 WELLINGTON SPORTS AWARDS

Jayne Parsons Disabled Athlete of the Year

2011 SOUTH WAIKATO DISTRICT AWARDS

Danny McBride Sportsperson of the Year

2011 PARAFED CANTERBURY

Sophie Pascoe Sportsperson of the Year

Holly Robinson Junior Sportsperson of the Year

Jason Wali Most Promising Junior Athlete

Anthea Gunner Graham Condon Athlete Scholarship


PRIME MINISTER SCHOLARSHIPS

The following Prime Minister Scholarships were awarded to Paralympics New Zealand for 2012:

STAFF/CONTRACTORS	ATHLETES
Jason Healy	Kate Horan – Gold
Malcolm Humm	Matthew Slade – Gold
Jordan Newlands	Cameron Leslie
Lynda O’Cain	Daniel Holt
Justin Ralph	Mary Fisher
	Justin Kerr
	Jessica Hamill
	Bryall McPherson
	Phillipa Gray
	Rebecca Dubber
	Rory McSweeney

INTERNATIONAL COMPETITIONS – PNZ INVESTED

COMPETITION	DATE	LOCATION	MEDALS & WORLD RECORDS
INTERNATIONAL SHOOTING COMPETITION Michael Johnson	Aug 2011	England	1 Gold 1 Bronze
PAN PACIFIC PARA-SWIMMING CHAMPIONSHIPS Aine Kelly-Costello, Bryall McPherson, Cameron Leslie, Daniel Holt, Daniel Sharp, Mary Fisher, Nikita Howarth, Rebecca Dubber, Sophie Pascoe	Aug 2011	Canada	7 Gold 11 Silver 5 Bronze 2 World Records
UCI PARA-CYCLING ROAD WORLD CHAMPIONSHIPS Fiona Southorn, Jayne Parsons & Sonia Waddell, Phillipa Gray & Laura Thompson, Nathan Smith, Rob Matthews & Justin Kerr	Sept 2011	Denmark	1 Silver 1 Bronze
IPC SHOOTING WORLD CUP Greg Reid, Michael Johnson	Oct 2011	USA	1 Gold 1 Silver
OCEANIA PARA-CYCLING ROAD TRACK CHAMPIONSHIPS Chris Ross, Fiona Southorn, Jayne Parsons & Sonia Waddell, Phillipa Gray & Laura Thompson, Nathan Smith, Stephen Hills	Nov 2011	New Zealand	2 Gold 5 Silver 2 Bronze
IPC SHOOTING WORLD CUP Grant Philip, Grant Sharman, Michael Johnson	Nov 2011	Australia	1 Gold 1 Silver
UCI PARA-CYCLING TRACK CHAMPIONSHIPS Chris Ross, Fiona Southorn, , Phillipa Gray & Laura Thompson, Nathan Smith, Stephen Hills	Feb 2012	USA	2 Bronze
IPC ALPINE SKIING NORAM CUP Adam Hall	Feb 2012	Canada	1 Gold
IPC ALPINE SKIING WORLD CUP Adam Hall	Mar 2012	USA	2 Gold
IPC ALPINE SKIING WORLD CUP FINALS Adam Hall	Mar 2012	Canada	2 Gold
BRITISH INTERNATIONAL SWIMMING CHAMPIONSHIPS Aine Kelly-Costello, Cameron Leslie, Daniel Holt, Daniel Sharp, Nikita Howarth, Rebecca Dubber, Sophie Pascoe	Apr 2012	England	4 World Records
AUSTRALIAN SHOOTING NATIONALS Grant Philip, Grant Sharman, Michael Johnson	Apr 2012	Australia	1 Gold 1 Silver
CYCLING AUSTRALIA PARA-CYCLING ROAD NATIONALS	Apr 2012	Australia	4 Gold
IPC SHOOTING WORLD CUP Michael Johnson	May 2012	Turkey	1 Gold 1 Silver
INTERNATIONAL SHOOTING COMPETITION OF HANNOVER Michael Johnson	May 2012	Germany	1 Gold 1 Silver
UCI PARA-CYCLING ROAD WORLD CUP Jayne Parson & Kylie Young, Sue Reid	Jun 2012	Spain	
UK INTERNATIONAL SHOOTING COMPETITION Michael Johnson	Jul 2012	England	1 Silver



Holly Robinson.

FINANCIAL REPORT

PARALYMPICS NEW ZEALAND INCORPORATED

The financial year ended 30 June 2012 represented the bulk of the investment required into High Performance campaigns needed to prepare our Athletes for the London 2012 Paralympic Games. This, together with our continuing investment into the Talent ID and the X2X programme, resulted in a significant growth in all areas and corresponding expenditure growth.

The end result for the year was a surplus of \$14,880 against a budgeted surplus of \$15,967.

Income for the year ended 30 June 2012 was \$2.85 million, an increase of \$618,714 from the 2011 financial year.

Our fundraising of \$417,010 included sponsorship cash of \$60,000 from our principal sponsor, Mitsubishi Motors New Zealand. Also recognized under fundraising is the market value of leasing four Outlander vehicles that are provided under our sponsorship agreement with Mitsubishi Motors New Zealand. This agreement is now at an end and we are looking for an alternative sponsor.

The hugely successful Pin & Win campaign contributed \$319,774 to our financial position. PNZ invested into retail sites and additional livery and signage, which has resulted in an increase from this campaign of \$69,550. Donations were slightly increased to \$29,665, including donations from the Carbine Club, and a Fundraising night by Adecco. PNZ was fortunate to receive \$26,668 from bequests in 2012.

PNZ was again well supported by The Lion Foundation during the 2012 calendar year with a grant of \$200,000. The bulk of this will be included in the 2013 financial year.

Expenditure for the year ended 30 June 2012 was \$2.84 million, an increase in costs of \$619,801 from the previous year.

High Performance and Sport Development Investment had major increases in investment, rising by \$692,167 to \$2.24 million, as we increased the investment into High Performance campaigns.

The only material increase in costs was that of Administration, Employment & Travel which rose by \$56,550. The PNZ staff head count increased in the 2012 fiscal year, with additional manpower required for the build up to the Games.

Governance costs increased by \$8,050 with increased travel due as per the second year cycle for IPC meetings. Fees and Consultants rose by \$3,588 with increased legal fees. Offsetting this is the cost reduction achieved in Occupancy costs by \$5,337 with reduced costs in Christchurch.

Cash reserves are still very strong. Interest rates have trended downwards this year but are being maximised to return the highest return available.

Equity at 30 June 2012 was \$311,186, an increase from the 2011 year Equity of \$223,890. \$14,880 is from the PNZ result for the year, and \$72,416 of this is due to the IPC result as below.

2011 IPC ATHLETICS WORLD CHAMPIONSHIPS LIMITED (2011 IPCAWC LTD)

PNZ is the sole shareholder in 2011 IPCAWC Ltd, which was established to host the IPC Athletics World Championships in Christchurch in January 2011. The company is being wound up as it has served its designated purpose.

Final income to be included in the PNZ result is a loss of (\$784) for the year ended 30 June 2012 for final bank fees charged and a small exchange loss.

The entire event resulted in a surplus of \$72,416 which has been transferred to PNZ as the parent company and taken to PNZ Closing Equity.

CONSOLIDATED RESULT

The following pages document the PNZ audited financial statements. PNZ figures are shown as the Parent, and the combined result of PNZ & 2011 IPCAWC Ltd is shown as the consolidated surplus figure of \$14,095.

CAROLINE WHITE FINANCE MANAGER

INDEPENDENT AUDITOR'S REPORT

TO THE MEMBERS OF PARALYMPICS NEW ZEALAND INCORPORATED

We have audited the financial statements of Paralympics New Zealand Incorporated on pages 2 to 8 which comprise the consolidated and parent statements of financial position as at 30 June 2012, and the consolidated and parent statements of financial performance and statements of changes in equity for the year ended 30 June 2012 and a summary of significant accounting policies and other explanatory information.

Boards' Responsibility for the Financial Statements

The members of the governing body are responsible for the preparation and fair presentation of these financial statements in accordance with generally accepted accounting practice in New Zealand and for such internal control as the members of the governing body determine is necessary to enable the preparation of financial statements that are free from material misstatement, whether due to fraud or error.

Auditor's Responsibility

Our responsibility is to express an opinion on these financial statements based on our audit. We conducted our audit in accordance with International Standards on Auditing (New Zealand).

Those standards require that we comply with ethical requirements and plan and perform the audit to obtain reasonable assurance about whether the financial statements are free from material misstatement.

An audit involves performing procedures to obtain audit evidence about the amounts and disclosures in the financial statements. The procedures selected depend on the auditor's judgement, including the assessment of the risks of material misstatement of the financial statements, whether due to fraud or error. In making those risk assessments, the auditor considers internal control relevant to the entity's preparation and fair presentation of the financial statements in order to design audit procedures that are appropriate in the circumstances, but not for the purpose of expressing an opinion on the effectiveness of the entity's internal control. An audit also includes evaluating the appropriateness of accounting policies used and the reasonableness of accounting estimates, as well as evaluating the overall presentation of the financial statements.

We believe that the audit evidence we have obtained is sufficient and appropriate to provide a basis for our audit opinion.

Hayes Knight Audit NZ
Chartered Accountants

Level 1, 1 Broadway
Newmarket
Auckland 1023
New Zealand

PO Box 9588
Newmarket
Auckland 1149

T +64 9 367 1656
F +64 9 307 0143
E audit@hayesknight.co.nz
W hayesknight.co.nz

Other than in our capacity as auditor we have no relationship with, or interests in, Paralympics New Zealand Incorporated.

Opinion

In our opinion, the financial statements on pages 2 to 8 present fairly, in all material respects, the financial position of Paralympics New Zealand Incorporated and group as at 30 June 2012, and its financial performance for the year then ended in accordance with generally accepted accounting practice in New Zealand.

Hayes Knight Audit NZ

HAYES KNIGHT AUDIT NZ

AUCKLAND, NEW ZEALAND

17 October 2012



Paralympics New Zealand Incorporated

Statement of Financial Performance
For the Year Ended 30 June 2012

Income	Note	Consolidated			Parent		
		2012 Actual \$	2012 Budget \$	2011 Actual \$	2012 Actual \$	2012 Budget \$	2011 Actual \$
Membership Fees		5,700	5,500	5,300	5,700	5,500	5,300
Interest Received		42,667	29,494	75,333	42,492	29,494	30,096
Fundraising	6	417,010	335,000	1,292,841	417,010	335,000	353,110
Donations	7	56,539	30,000	28,894	56,539	30,000	28,894
Grants	8	2,268,159	2,071,740	3,101,802	2,268,159	2,071,740	1,818,562
Other Income	9	17,776	3,000	1,541,757	64,776	3,000	0
Total Income		2,807,851	2,474,734	6,045,927	2,854,676	2,474,734	2,235,962
Expenditure							
Administration, Employment & Travel		451,690	396,019	998,283	451,035	396,019	394,485
Governance		27,929	14,000	19,879	27,929	14,000	19,879
Occupancy		82,558	94,475	104,835	82,559	94,475	87,896
High Performance		2,193,009	1,754,740	1,500,842	2,193,009	1,754,740	1,500,842
Sport Development		31,819	150,000	167,810	31,819	150,000	167,810
Member Meetings		3,841	4,200	3,067	3,841	4,200	3,067
Public Relations & Marketing		0	0	538,046	0	0	0
Meeting Management		0	0	15,128	0	0	0
Fees & Consultants		49,604	51,784	128,279	49,604	51,784	46,016
Competition Management		23	0	1,035,647	0	0	0
Commercial		0	0	298,386	0	0	0
Services		0	0	2,009,834	0	0	0
Doping		0	0	96,066	0	0	0
Contingency		0	0	1,431	0	0	0
International Paralympic Committee		46,718	0	51,150	0	0	0
Total Expenses		2,793,756	2,465,218	6,956,683	2,839,796	2,465,218	2,219,995
Surplus / (Deficit)	19	14,095	9,516	(910,756)	14,880	9,516	15,967



Paralympics New Zealand Incorporated

Statement of Financial Position
As At 30 June 2012

		Consolidated		Parent	
	Note	2012 Actual \$	2011 Actual \$	2012 Actual \$	2011 Actual \$
Current Assets					
Cash and Deposits	3	924,180	754,334	924,180	668,491
Accounts Receivable		70,377	226,772	70,368	92,885
Prepaid Expenses		13,995	39,950	13,995	39,950
GST Due from IRD		0	50,937	0	13,479
		<u>1,008,552</u>	<u>1,071,993</u>	<u>1,008,543</u>	<u>814,805</u>
Current Liabilities					
Accounts Payable		260,464	398,674	260,464	214,696
Special Purpose Funds	4	387,429	278,362	387,429	278,362
GST Payable		4,824	0	4,824	0
		<u>652,717</u>	<u>677,036</u>	<u>652,717</u>	<u>493,058</u>
Working Capital Surplus / (Deficit)		355,835	394,957	355,826	321,747
Non-Current Assets					
Fixed Assets	5	30,361	18,810	30,361	18,810
		<u>30,361</u>	<u>18,810</u>	<u>30,361</u>	<u>18,810</u>
Non-Current Liabilities					
Special Purpose Funds	4	75,000	116,667	75,000	116,667
		<u>75,000</u>	<u>116,667</u>	<u>75,000</u>	<u>116,667</u>
Net Assets		<u>311,196</u>	<u>297,100</u>	<u>311,187</u>	<u>223,890</u>

Statement of Movement in Equity
For the Year Ended 30 June 2012

		Consolidated		Parent	
		2012 Actual \$	2011 Actual \$	2012 Actual \$	2011 Actual \$
Ordinary Shares		10	10		
Opening Equity		297,100	1,207,856	223,890	207,923
Surplus / (Deficit) for the year/period		14,096	(910,756)	14,880	15,967
Net assets transferred from IPC		0	0	72,416	0
Closing Equity	19	<u>311,196</u>	<u>297,100</u>	<u>311,186</u>	<u>223,890</u>

Kona Allan
Chief Executive

17 October 2012
Date

[Signature]
Chairman

17 October 2012
Date



The Notes to the Financial Statements form part of these statements.

Paralympics New Zealand Incorporated

Notes to the Accounts For the year ended 30 June 2012

1 Statement of Accounting Policies

The financial statements are those of Paralympics New Zealand Incorporated, an Incorporated Society under the Incorporated Societies Act 1908. The financial statements have been prepared in accordance with generally accepted accounting practice as defined by Financial Reporting Standards and Statements of Standard Accounting Practice.

The measurement base adopted is that of historical cost. Reliance is placed on the fact that the society is a going concern.

Particular Accounting Policies

The following particular accounting policies that materially affect the measurement of earnings and the financial position have been applied:

Accounts Receivable

Accounts receivable are stated at expected realisable value.

Taxation

The organisation is registered as a charitable entity under the Charities Act 2005 on 30 June 2008 (CC33576). This allows an ongoing Income tax exemption. The Charities registration number for 2011 IPC Athletics World Championship Ltd is CC33943.

Revenue Recognition

Revenue for the organisation comes from a variety of sources including membership fees, interest, grants, donations and general fundraising. Income is recognised when received, although where income is related to activities to be carried out in a future year, this income is carried forward to that year.

Grants Income / Special Purpose Funds

Grants received are recognised as income on receipt unless specific conditions are attached to a grant. At 30 June 2012, any grants that have not met all of the conditions are held for use in future accounting periods. Accordingly Special Purpose Funds as shown under Current Liabilities in the Statement of Financial Position, include various grants and donations that are intended for specific purposes, but are unspent at balance date.

Goods and Services Tax

Goods and Services Tax is accounted for on a payments basis.

Fixed Assets

Fixed Assets are recorded at cost less depreciation. Fixed Assets have been depreciated as follows:

Office Furniture & Equipment	12% - 50 % DV
Computer Equipment	33% - 50% DV
Sports Equipment	39% - 48% DV
Software	40% DV
Leasehold Improvements	6.6% DV

Any donated assets are recorded at an estimate of their fair market value.



Paralympics New Zealand Incorporated

Notes to the Accounts For the year ended 30 June 2012

Differential Reporting

The Society is a qualifying entity within the Framework for Differential Reporting. The Society qualifies on the basis that it is not publicly accountable and not large. The Society has taken advantage of all differential reporting concessions available to it, except FRS19 (Accounting for Goods and Services Tax) with which it has fully complied.

Foreign Exchange

Foreign Exchange transactions are recognised in the period in which they occur using the exchange rate ruling at the date of the transaction.

2 Changes in Accounting Policies

There have been no changes in accounting policies. All policies have been applied on a basis consistent with those used in previous years.

3	Cash and Deposits	Consolidated		Parent	
		2012	2011	2012	2011
	ASB Cheque Account	32,512	45,813	32,512	33,615
	ASB Call Account	85,447	182,230	85,447	132,246
	ASB Investment Accounts	804,469	500,000	804,469	500,000
	National Bank Account	0	23,661		0
	Petty Cash	1,751	2,628	1,751	2,628
		<u>924,180</u>	<u>754,332</u>	<u>924,180</u>	<u>668,489</u>

4	Special Purpose Funds	Consolidated		Parent	
		2012	2011	2012	2011
	Lion Foundation Grant	0	16,667	0	16,667
	Prime Minister's Scholarships	70,040	54,352	70,040	54,352
	SPARC High Performance Funding	220,330	50,878	220,330	50,878
	SPARC Talent Identification	75,000	100,000	75,000	100,000
	SPARC Sport Development	0	69,554	0	69,554
	SPARC PEG's	97,059	103,578	97,059	103,578
		<u>462,429</u>	<u>395,029</u>	<u>462,429</u>	<u>395,029</u>

5	Fixed Assets	Consolidated				Parent	
		2012	Cost	Depn Exp	Acc Depn	NBV	Parent NBV
	Leasehold	8,708	247	247	8,461	8,461	
	Office Furniture & Equipment	53,020	3,841	43,225	9,795	9,795	
	Computer Equipment	56,096	5,911	46,611	9,485	9,485	
	Sports Equipment	42,759	962	41,337	1,422	1,422	
	Software	7,988	766	6,790	1,198	1,198	
		<u>168,571</u>	<u>11,727</u>	<u>138,210</u>	<u>30,361</u>	<u>30,361</u>	
		Consolidated				Parent	
	2011	Cost	Depn Exp	Acc Depn	NBV	Parent NBV	
	Office Furniture & Equipment	47,333	3,869	39,384	7,949	7,949	
	Computer Equipment	47,748	4,869	41,010	6,738	6,738	
	Sports Equipment	42,759	1,619	40,375	2,384	2,384	
	Software	7,762	1,159	6,023	1,739	1,739	
		<u>145,602</u>	<u>11,516</u>	<u>126,792</u>	<u>18,810</u>	<u>18,810</u>	



Paralympics New Zealand Incorporated

Notes to the Accounts For the year ended 30 June 2012

6	Fundraising	Consolidated		Parent	
		2012	2011	2012	2011
	Sponsorship	97,236	1,042,617	97,236	102,886
	Pin & Win Campaign	319,774	250,224	319,774	250,224
		<u>417,010</u>	<u>1,292,841</u>	<u>417,010</u>	<u>353,110</u>

7	Donations	Consolidated		Parent	
		2012	2011	2012	2011
	General Donations	29,665	26,632	29,665	26,632
	Postal Appeal	205	1,834	205	1,834
	Bequests	26,669	428	26,669	428
		<u>56,539</u>	<u>28,894</u>	<u>56,539</u>	<u>28,894</u>

8	Grants	Consolidated		Parent	
		2012	2011	2012	2011
	Grants Other	10,000	0	10,000	
	NZME	0	160,000	0	0
	Lion Foundation	33,334	366,667	33,334	116,667
	Pub Charity	0	793,240	0	0
	SPARC - High Performance	1,740,718	1,452,429	1,740,718	1,452,429
	SPARC Sport Development	31,819	160,447	31,819	160,447
	SPARC Other	452,288	169,019	452,288	89,019
		<u>2,268,159</u>	<u>3,101,802</u>	<u>2,268,159</u>	<u>1,818,562</u>

9	Other Income	Consolidated		Parent	
		2012	2011	2012	2011
	Athlete's Contributions	2,188	0	2,188	0
	Ticket Sales	0	39,440	0	0
	Sundry	62,588	0	62,588	0
	International Paralympic Committee	-47,000	1,095,437	0	0
	Broadcasting Income	0	201,349	0	0
	Commission Income	0	175,310	0	0
	Merchandising	0	30,221	0	0
		<u>17,776</u>	<u>1,541,757</u>	<u>64,776</u>	<u>0</u>

10 Lease Commitment

Operating Lease commitments in respect of the organisation's offices and a leased photocopier are as follows:

	Consolidated		Parent	
	2012	2011	2012	2011
Current	51,442	51,442	51,442	51,442
Non Current	21,298	72,740	21,298	72,740
	<u>72,740</u>	<u>124,182</u>	<u>72,740</u>	<u>124,182</u>

11 Administration

The following expenses were incurred in the year and require disclosure.

	Consolidated		Parent	
	2012	2011	2012	2011
Audit Fees	11,681	15,662	5,353	9,334
Interest Paid	-	-	-	-
Office Rental	48,099	51,182	40,908	43,991
Lease Commitments	3,929	3,564	3,929	3,564
Depreciation	11,727	11,516	11,727	11,516



Paralympics New Zealand Incorporated

Notes to the Accounts For the year ended 30 June 2012

12 Related Party Note

Board of Trustees

A number of trustees have donated professional services in their non-trustee business capacities and in relation to other organisations in which they represent to the society at nil value. The society records its appreciation for these donated services.

Fiona Pickering and Mark Frewin are related parties as Directors of 2011 IPC Athletics World Championships Ltd. There have been no related party transactions.

The board considers that there are no other related party transactions that require disclosure. (2011 : Nil)

13 Contra Income

Where possible non-cash sponsorships are recognised in these financial statements. Contra income is valued at the equivalent market rate for services of this nature.

Non cash sponsorships received for both entities during the year consisted of:

	2012	2011
Paralympics New Zealand Incorporated		
Brandex Adventure Sports (Apparel)	0	7,363
Mitsubishi Motors	37,236	34,416
Blue Star Group	0	13,470
2011 IPC World Athletics Championships Ltd		
Ace Electronics	0	700
Allianz	0	27,000
Bluestar Group	0	40,942
Christchurch City Council	0	100,080
Hirequip	0	15,154
Mitsubishi Motors	0	32,500
Otto Bock	0	50,000
Tait Electronics	0	500
The Press	0	100,000
The Radio Network	0	50,000

14 Going Concern

These financial statements have been prepared using the going concern assumption. The continued use of this assumption is dependent upon Paralympics New Zealand Incorporated receiving ongoing support from its members, funding organisations and the continued success of fundraising activities. The Board are confident of receiving this ongoing support.

These accounts include the results of the subsidiary company, which will be wound up as it was created for a specific event, which has now occurred. The subsidiary company is not a going concern.

15 Consolidation of Subsidiary

During 2008 a 100% owned charitable subsidiary company "2011 IPC Athletics World Championships Ltd" was established. This is a charitable company and exists solely to manage this one-off event - 2011 IPC Athletics World Championships, which was held in Christchurch in January 2011.

The group financial statements incorporate the financial statements of the society and its subsidiary 2011 IPC Athletics World Championships Ltd using the purchase method of accounting for consolidation of subsidiaries. All inter entity transactions, balances and unrecorded surpluses are eliminated on consolidation.



Paralympics New Zealand Incorporated

Notes to the Accounts

For the year ended 30 June 2012

16 Designated Funds

In prior financial years the society has been the recipient of bequests that were not designated to particular expenditure. The Board is committed to expending these funds for the development of current and potential Paralympic athletes. \$107,000 of this Fund was applied during the 2010 year towards a CAS appeal and towards sending a team to the Vancouver Paralympic Games. There has been no application of these funds in the current year.

17 Post Balance Date Event- Status of IPC

Due to the 2011 IPC Athletics World Championships having been held, this company is being wound up. Any remaining funds were transferred to Paralympics New Zealand Incorporated.

18 Contingent Liabilities

There were no contingent liabilities as at 30 June 2012 (2011: Nil)

19 Movement In Equity

The consolidated accounts for the past three years show the combined results for both Paralympics New Zealand Incorporated and 2011 IPC Athletics World Championships Ltd. The surplus/(deficit) shown in the Statement of Financial Performance should be viewed in reference to this information.

	2009	2010	2011	2012	Total
Opening Equity (consolidated)	166,895	521,103	1,207,856	297,100	166,895
Surplus/(deficit)					
2011 IPC AWC Ltd	313,786	686,137	(926,723)	(785)	72,415
Paralympics New Zealand	40,422	616	15,967	14,881	71,886
Closing Equity (consolidated)	521,103	1,207,856	297,100	311,196	311,196



LIST OF NEW ZEALAND PARALYMPIANS (1968 – 2012)

(w) WINTER PARALYMPIC GAMES

#	SURNAME	FIRST NAME	YEARS SELECTED.....	SPORTS
001	Brown	Norman	1968.....	Archery, Swimming, Table Tennis
002	Campbell	Ian	1968.....	Athletics, Fencing
003	Close	Leo	1968, 1972.....	Athletics
004	Condon	Graham	1968, 1972, 1976, 1980, 1984, 1988.....	Athletics, Swimming
005	Fattorini	Rex	1968.....	Athletics, Powerlifting
006	Flood	Bill	1968.....	Archery, Athletics, Bowls, Fencing, Table Tennis
007	Lean	Bill	1968, 1976, 1980.....	Archery, Athletics, Bowls, Table Tennis
008	Marett	Graeme	1968, 1972, 1976.....	Archery, Athletics, Swimming, Table tennis
009	McDonald	Doug	1968.....	Table Tennis
010	Ngata	Rueben	1968, 1976.....	Athletics, Powerlifting, Table Tennis
011	Plessius	Bill	1968.....	Athletics
012	Read	Phil	1968.....	Table Tennis
013	Rimmer	Eve	1968, 1972, 1976, 1980.....	Archery, Athletics, Swimming
014	Savage	Jim	1968, 1972, 1976, 1980.....	Archery, Athletics, Table Tennis
015	Stott	John	1968.....	Table Tennis, Swimming
016	Wright	Rodney	1968.....	Archery, Swimming
017	Fairhall	Neroli	1972, 1980, 1988, 2000.....	Archery, Athletics
018	McCormick	Keith	1972.....	Athletics, Swimming
019	Miller	Dennis	1972, 1976, 1980, 1984.....	Athletics, Table Tennis
020	Morgan	Tina	1972.....	Athletics, Swimming
021	Nicholls	Chris	1972.....	Archery, Athletics, Swimming
022	Chambers	Paul	1976, 1980.....	Athletics, Swimming
023	Creba	Fred	1976.....	Athletics, Powerlifting
024	Hynds	Ross	1976, 1980, 1984, 1992.....	Archery, Athletics
025	McNicholl	Brian	1976.....	Athletics, Powerlifting
026	Moore	Doug	1976.....	Athletics, Table Tennis
027	Baddeley	Peter	1980(w).....	Alpine Skiing
028	Nicholls	Edward	1980(w).....	Alpine Skiing
029	Philip	Craig	1980(w), 1984(w).....	Alpine Skiing
030	Cochrane	Greg	1980, 1984.....	Athletics, Swimming
031	Eden	John	1980.....	Athletics, Swimming
032	Firth	Kaye	1980.....	Athletics, Swimming
033	Froggatt	Brian	1980, 1992.....	Athletics, Powerlifting
034	Halatau	Latoatama	1980.....	Athletics
035	Hill	Patricia (Trish)	1980, 1984, 1988.....	Athletics
036	Moran	Chris	1980.....	Athletics, Swimming
037	Raymond	Ken	1980.....	Archery, Athletics
038	Skipwith	Tewai	1980.....	Athletics
039	Tarrant	Dave	1980.....	Shooting
040	Bickerstaff	Edward (Ed)	1984(w), 1988(w), 1992(w), 1994(w).....	Alpine Skiing
041	Butler	Denis	1984(w).....	Alpine Skiing
042	Clark	Martin	1984(w).....	Alpine Skiing
043	Craig	Trish	1984(w).....	Alpine Skiing
044	Edwards	Mark	1984(w).....	Alpine Skiing
045	Martin	Vivienne	1984(w).....	Alpine Skiing
046	Orr	Christopher	1984(w).....	Alpine Skiing
047	Cook	Denise	1984.....	Athletics
048	Courtney	Robert	1984.....	Athletics
049	Crichton	Roly	1984, 1988.....	Swimming

LIST OF NEW ZEALAND PARALYMPIANS

(1968 – 2012) CONTINUED


#	SURNAME	FIRST NAME	YEARS SELECTED.....	SPORTS
050	Hadfield	Michelle	1984.....	Athletics
051	Hennessy	Morice	1984, 1988.....	Athletics
052	O'Callaghan	Michael	1984.....	Athletics
053	Smith	Alison	1984.....	Shooting
054	Willis	Colin	1984, 1992, 1996, 2000, 2004.....	Shooting
055	Cooper	Patrick	1988(w), 1992(w), 1994(w).....	Alpine Skiing
056	Te Punga	Lorraine	1988(w).....	Alpine Skiing
057	Buchanan	Grant	1988.....	Athletics
058	Cordery	Jan	1988.....	Athletics, Swimming
059	Davies	John	1988.....	Bowls
060	Gibson	Brent	1988.....	Swimming
061	Horne	Peter	1988, 1996.....	Bowls
062	Mancktelow	Lesli	1988.....	Athletics
063	Meimaris	Stelios	1988.....	Athletics
064	Mill	David	1988.....	Athletics
065	Mills	Yvonne	1988.....	Athletics
066	Minife	Stuart	1988.....	Athletics
067	Rupe	Tui	1988.....	Athletics
068	Vear	Brad	1988.....	Athletics
069	Adamson	Chris	1992(w), 1994(w).....	Alpine Skiing
070	Graham	Stuart	1992(w).....	Alpine Skiing
071	O'Sullivan	Kevin	1992(w), 1994(w), 1998(w).....	Alpine Skiing
072	Shanks	Devon	1992(w).....	Alpine Skiing
073	Weeks	Mark	1992(w).....	Alpine Skiing
074	Barnes	Glenn	1992, 2004.....	Wheelchair Tennis
075	Bidois	Aaron	1992, 1996.....	Swimming
076	Clulee	Evan	1992.....	Athletics
077	Foulsham	Gavin	1992, 2000.....	Athletics
078	Gow	Denise	1992.....	Athletics
079	Honey	Belinda	1992, 1996.....	Swimming
080	MacCalman	Dave	1992, 1996, 2000, 2004.....	Athletics
081	Newstead	Jenny	1992, 1996.....	Swimming
082	Smith	Cristeen	1992, 1996.....	Athletics
083	Sorensen	John	1992.....	Wheelchair Tennis
084	Aleksich	Kevin	1994(w).....	Alpine Skiing
085	Butson	Matthew	1994(w), 1998(w).....	Alpine Skiing
086	Duffy	Joanne	1994(w).....	Alpine Skiing
087	Brown	Hayden	1996, 2000.....	Swimming
088	Cameron	Rewiti	1996.....	Swimming
089	Courtier	Jacque	1996, 2004.....	Wheelchair Tennis
090	Craike	Jayne	1996, 2000, 2004.....	Equestrian
091	Dickie	Robert	1996.....	Wheelchair Rugby
092	Dijkstra	Henk	1996, 2004, 2008.....	Boccia
093	Dowall	John	1996, 2000.....	Athletics
094	Griffiths	Jason	1996.....	Swimming
095	Guthrie	Steven	1996, 2000, 2004.....	Wheelchair Rugby
096	Kale	Duane	1996.....	Swimming
097	Leefe	Paul	1996, 2000.....	Wheelchair Rugby
098	Lineham	Carey	1996.....	Athletics
099	Lucas	Ben	1996, 2000.....	Athletics
100	Martin	Peter	1996, 2000, 2004, 2012.....	Athletics

#	SURNAME	FIRST NAME	YEARS SELECTED.....	SPORTS
101	Mathews	Mervyn	1996.....	Bowls
102	May	Andrew	1996, 2000.....	Sailing
103	McMurray	Gary	1996, 2000, 2004.....	Wheelchair Rugby
104	Muralt	Jeff	1996.....	Athletics
105	Palmer	Curtis	1996, 2000, 2004, 2008.....	Wheelchair Rugby
106	Scott	Cameron	1996.....	Sailing
107	Sharman	Grant	1996, 2000.....	Wheelchair Rugby
108	Simeon	Thomas	1996.....	Boccia
109	Stewart	Derek	1996.....	Sailing
110	Stratford	Marilyn	1996.....	Wheelchair Tennis
111	Taylor	Sholto	1996, 2000, 2004, 2008.....	Wheelchair Rugby
112	Tinker	Jeremy	1996, 2000, 2004, 2008.....	Wheelchair Rugby
113	Wornall	Chris	1996.....	Sailing
114	Battersby	Rachael	1998(w), 2002(w).....	Alpine Skiing
115	Bayley	Steven	1998(w), 2002(w).....	Alpine Skiing
116	Gardiner (Walker)	Sue	1998(w).....	Alpine Skiing
117	Booth	Dean	2000.....	Swimming
118	Bradley	Tanya	2000.....	Athletics
119	Britnell	Paul	2000.....	Wheelchair Tennis
120	Clark	Martin	2000.....	Sailing
121	Collie	David	2000.....	Athletics
122	Edwards	Phil	2000.....	Sailing
123	Fleming	Wayne	2000.....	Wheelchair Tennis
124	Flood	Ross	2000, 2004.....	Boccia
125	Inglis	Mark	2000.....	Cycling
126	Jesson	Paul	2000, 2004.....	Cycling
127	Johnson	Tim	2000, 2004, 2008.....	Wheelchair Rugby
128	Munckhof	Paul	2000.....	Boccia
129	Muschamp	Justin	2000.....	Wheelchair Rugby
130	Oughton	Bill	2000, 2004.....	Wheelchair Rugby
131	Pierson	Hadleigh	2000, 2004.....	Swimming
132	Pollock	Gillian	2000.....	Swimming
133	Prendergast	Tim	2000, 2004, 2008, 2012.....	Athletics
134	Reynolds	Garth	2000.....	Sailing
135	Roche	Stacey	2000.....	Boccia
136	Slade	Matthew	2000, 2004, 2008.....	Athletics
137	Taamaru	George	2000, 2004, 2008.....	Powerlifting
138	Tretheway	Sean	2000.....	Swimming
139	Williams	Gary	2000.....	Boccia
140	Wood	Chris	2000.....	Sailing
141	Wright	Tracey	2000.....	Powerlifting
142	Beattie	Willie	2004.....	Athletics
143	Buckingham	Dan	2004, 2008.....	Wheelchair Rugby
144	Faleva'ai	Terry	2004, 2008.....	Athletics
145	Griffin	Theresa	2004.....	Swimming
146	Horan	Kate	2004, 2008.....	Athletics
147	Jackson	Greig	2004, 2008.....	Boccia
148	Jenkins	Miriam	2004.....	Swimming
149	Johnson	Michael	2004, 2008, 2012.....	Shooting
150	Morriss	Jeremy	2004, 2008.....	Boccia
151	Perry	Tiffney	2004.....	Wheelchair Tennis

LIST OF NEW ZEALAND PARALYMPIANS

(1968 – 2012) CONTINUED

#	SURNAME	FIRST NAME	YEARS SELECTED.....	SPORTS
152	Powell	Sarah	2004.....	Swimming
153	Sanders	Liam	2004, 2008.....	Boccia
154	Sharp	Daniel	2004, 2008, 2012.....	Swimming
155	Southorn	Fiona	2004, 2008, 2012.....	Cycling
156	Toon	Maurice	2004, 2008.....	Boccia
157	Waite	Jai	2004, 2008.....	Wheelchair Rugby
158	Field	Anthony	2006(w).....	Alpine Skiing
159	Hall	Adam	2006(w), 2010(w).....	Alpine Skiing
160	Bonner	Kerri	2008.....	Boccia
161	Donaldson	Annemarie	2008.....	Cycling
162	Farrell	Annaliisa	2008.....	Cycling
163	Hamill	Jessica	2008.....	Athletics
164	Klinkhamer	David	2008.....	Wheelchair Rugby
165	Leslie	Cameron	2008, 2012.....	Swimming
166	Parsons	Jayne	2008.....	Cycling
167	Pascoe	Sophie	2008, 2012.....	Swimming
168	Slade	Amanda	2008.....	Boccia
169	Tesoriero	Paula	2008.....	Cycling
170	Wakeford	Adam	2008.....	Wheelchair Rugby
171	Williams	Peter	2010(w).....	Alpine Skiing
172	Apel	Jan	2012.....	Sailing
173	Dempsey	Timothy	2012.....	Sailing
174	Dubber	Rebecca	2012.....	Swimming
175	Fisher	Mary	2012.....	Swimming
176	Francis	Paul	2012.....	Sailing
177	Gray	Phillipa	2012.....	Cycling
178	Gunner	Anthea	2012.....	Equestrian
179	Holt	Daniel	2012.....	Swimming
180	Howarth	Nikita	2012.....	Swimming
181	Kelly-Costello	Aine	2012.....	Swimming
182	McBride	Danny	2012.....	Rowing
183	Reid	Susan	2012.....	Cycling
184	Robinson	Holly	2012.....	Athletics
185	Ross	Chris	2012.....	Cycling
186	Smith	Nathan	2012.....	Cycling
187	Stock	Rachel	2012.....	Equestrian
188	Thompson	Laura	2012.....	Cycling



Phillipa Gray and Laura Thompson (pilot).



Paralympics New Zealand gratefully acknowledges the support and generosity of our sponsor partners.
Please support them whenever the opportunity arises.

